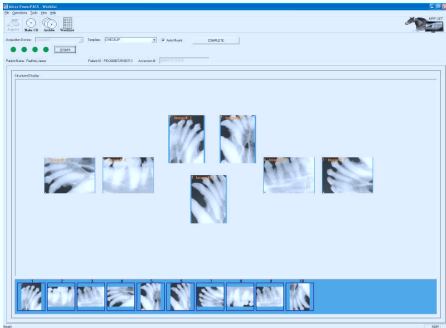


# Micro **PowerPACS**<sup>®</sup> for Veterinary



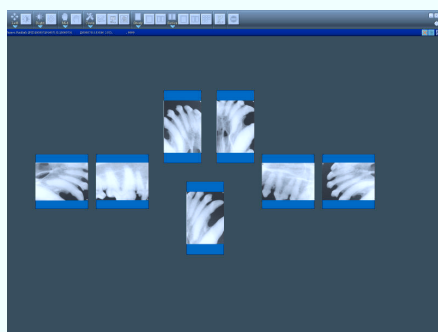
## *VETinfo SYSTEMS' Dental Software For Veterinarians*



MPP for Veterinary Dental Mount Management



**This dental software was created exclusively for the Veterinary Market. Veterinary practices no longer need separate software programs and worklists to meet all of their dental imaging needs. This complete and affordable dental solution does it all!**



MPP for Veterinary Viewer



VETinfo SYSTEMS has developed a DICOM dental software exclusively for the veterinary market. This software is integrated within VETinfo SYSTEMS' Micro PowerPACS (MPP) for Veterinary and can interface with any vendor's DICOM dental modalities, whether it's CR, DR or other digital dental. Simply choose the modality to which you wish to connect, then, at a click of a button, acquire images and choose or create a dental mount template. Images will automatically display and can be archived in the MPP for Vet System. A comprehensive toolkit is included with the viewer for diagnostic readings. All dental images and reports can be saved and archived on the same system that contains full body images, under the same patient and same worklist, eliminating the need for multiple software programs.

### **Dental Mount Templating Made Easy**

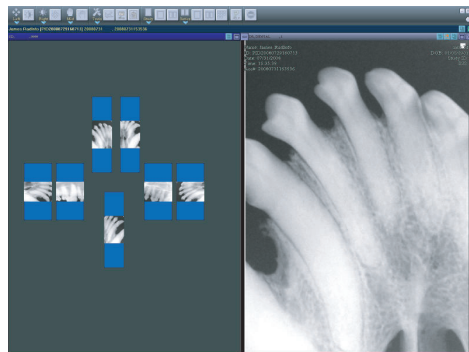
The most commonly used dental mount templates have been preloaded for Canine and Feline. Mount templates can also be created or customized manually, to fit each veterinarian's unique needs. Users can easily create different sized image frames in one template by utilizing the snap-to-grid functionality. All templates can be saved to the preloaded list for easy retrieval and usage in the future.

Images can be automatically inserted into the templates in the order they are acquired, or can be manually placed in any order. Each image can be manipulated individually (zoom, window/level adjustment, rotate, etc.), within the template before it has been saved.

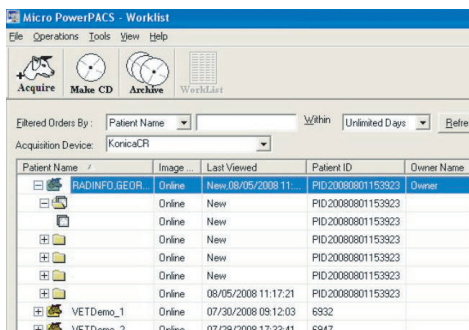
### **Full product integration with VETinfo SYSTEMS' MPP for Vet**

VETinfo's Dental Software is fully integrated with MPP for Veterinary, enabling the user to view, store, query, retrieve, and send DICOM images from one system. This product is equipped with VETinfo's RSVS Viewer, which provides users with the ability to do side-by-side comparisons and perform image operations with included manipulation tools. Additional workstations can be added for additional viewers within the practice or at remote locations using VETinfo SYSTEMS' Web Viewer. Shelf archive for disaster recovery and instantaneous image sending to referral physicians either through removable media or email, are included as well. Veterinarians will be at ease having dental software product that is easy to use and meets their needs to acquire multiple digital dental modalities and full body images.

# Micro PowerPACS<sup>®</sup> for Veterinary



MPP for Veterinary Viewer



MPP for Veterinary Worklist

## Features:

### Dental Mount Templating Tools:

- Images can be dropped automatically into dental mount templates
- Easy to create your own mount templates:
  - Choose from existing preloaded canine and feline mount templates, which can be modified and saved as new templates
  - Image frame sizes are adjustable in mount templates
  - Snap-to-grid mount templating functionality

### Dental Viewer:

- Comprehensive toolkit, including zoom, window/leveling, panning, measuring, and much more
- Pseudo-color and embossed tools can be applied to any image
- Full body and dental images are stored into one centralized worklist and PACS system
- Side-by-side image comparison capability
- Web-enabled viewer both local and remote image viewing
- Additional viewing stations can be added and networking capabilities can be increased for multiple exam rooms and/or remote locations

### Integrated digital imaging platform:

- Simple integration with all DICOM modalities
- DICOM send and receive functions
- Image storage and archive
- Easy CD/DVD burning
- DICOMmail to e-mail images to a referring doctor, saving the time and money associated with burning images to disks

### Additional Benefits of VETinfo SYSTEMS:

- Assurance that all modalities will communicate within one system
- 24/7 technical support from our team of qualified technicians
- Live voice when calling technical support, not automated service
- Outstanding reputation in the medical PACS industry for over 15 years

## About VETinfo SYSTEMS

VETinfo SYSTEMS is a division of RADInfo SYSTEMS, focused solely on the Veterinary and Equine Markets. VETinfo SYSTEMS has developed dynamic digital software solutions to enhance patient care in the veterinary industry, forging the future of how veterinarians will use digital imaging to advance their methods of diagnosis and treatment.

Digital imaging technology has transformed the veterinary industry, enabling veterinarians and veterinary radiologists to provide faster, more accurate diagnoses than ever before. VETinfo SYSTEMS brings a unique outlook to digital imaging, launching a full range of Windows-based, DICOM-compliant software that combines images with associated patient/study data and transmits them to the veterinarian's workstation, improving the delivery of both routine and emergency patient care. VETinfo SYSTEMS offers DICOM solutions that will integrate its products with veterinary practice management systems and multiple modalities, thereby eliminating the need for multiple software programs and databases. These easy to use software systems improve workflow and efficiency, adding value to each customer's practice.



**VETinfo SYSTEMS™**  
43676 Trade Center Place  
Suite 100  
Dulles, VA 20166  
703-713-3313 phone  
703-713-3343 fax  
www.vetinfosystems.com  
info@vetinfosystems.com